




Survey on KTBS

*The information on the following pages comes from an IVR survey conducted on
October 16, 2014 of likely voters in Shreveport, LA.*

Survey Questions:

Contents

Methodology 3
Key Findings 4
Top Lines **Error! Bookmark not defined.**
Crosstabs **Error! Bookmark not defined.**



Survey Questions:

Methodology

We conducted a survey of voters in Shreveport, LA. The sample size used to calculate this information was 515 respondents. We used an automated IVR system that prompts the respondents to use their phone keypad to answer questions. The margin of error is +/- 4.31% at a 95% confidence level.

Voter Likelihood. We targeted voters who were likely to vote based on prior vote history.

Ethnicity. 53% of the survey is self-identified Caucasian respondents and 40% are African American.

Age. 71% of the survey respondents self-identified as being between 55 years old or older.

Party. 55% of the sample identifies as Democratic, and 34% identify as Republican.

Home Phone Ownership. Due to the mode of administration of the survey, the sample is limited to individuals who own home phones.

Additional Sample Demographics. We recorded the age, party affiliation, race and gender of each respondent based on self-reporting.

About IVR Surveys. IVR surveys reduce interviewer bias to zero by eliminating the live human interviewer. Every poll respondent hears the same questions read the same way. Independent analyses from publications such as the Wall Street Journal¹, National Council on Public Polls², American Association of Public Opinion Research³ and The Pew Research Center all show automated, recorded voice surveys used to record candidate preferences have an accuracy level comparable to live interviewer surveys. In the 2008 Primary season, Nate Silver with fivethirtyeight.com concluded that two of the three most accurate polls were IVR surveys⁴. In the 2010 General Election, a similar comparison of polls nationwide concluded that IVR surveys were ranked second and fourth most accurate.⁵

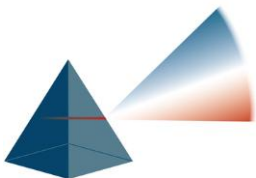
¹ WSJ, 11/6/2008 "...interactive voice response polls, or IVRs, were as accurate [in the 2008 elections] as live-interview surveys, and more thorough..."

² NCPP 12/18/2008 "For [2008] telephone surveys using live interviewers, the average error was 2.0 percentage points. It was 1.8 percentage points for IVR..."

³ AAOPR 4/2009 "The use of either computerized telephone interviewing [CATI] techniques or interactive voice response [IVR] techniques made no difference to the accuracy of estimates [in 2008 primary election polls]."

⁴ Fivethirtyeight.com 5/28/2008 Pollster ratings, accounting for the Democratic contests in North Carolina, Indiana, West Virginia, Kentucky, Ohio and Oregon show that two of the top three most accurate polls were conducted by IVR."

⁵ Fivethirtyeight.com 11/4/2008



Survey Questions:

Key Findings

Shreveport is a good place to raise a family.

When asked the first thing that comes to mind when thinking about Shreveport, 47% said Shreveport is primarily a good place to raise a family. African Americans chose this as the first response 9% more likely to whites.

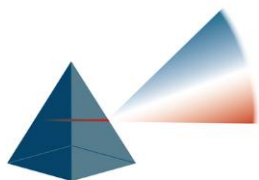
Many are undecided about the hotel occupancy tax, but at this point more support it than oppose it.

While most are undecided about the measure (45%), 33% plan to support the measure. 21% oppose. Of those who support the measure, 52% say the reasons are some combination of the following in order of support: increasing flight options from Shreveport Regional airport, additional support for the Independence Bowl and attracting new sport activities like youth tournaments. African Americans are 15% more likely to be undecided than Caucasians. 54% of women are undecided on the issue, while men are 47% in support of the measure.

Democrat Ollie Tyler leads in the race for mayor.

Democrat Ollie Tyler has 33% support for Mayor. Independent Victoria Provenza has 23% support. 23% are undecided. Respondent's second choice for mayor was evenly split 22% for both Ollie Tyler and Patrick Williams. African Americans overwhelmingly support Democrat Ollie Tyler over Caucasians (50% to 22%). Democrats support Tyler, while Republicans support Independent Victoria Provenza (44%). Women are more likely to favor Tyler, while men are split evenly between Tyler and Provenza.

Roads and sidewalks are the most important issue facing the next mayor, according to 28% of respondents. The second most important issue is crime (20%), then city water infrastructure (17%) and the public school system (17%). African Americans more intensely agree that roads and sidewalks are the most important issue facing the next mayor (39% vs. 22% Caucasians).




Survey Questions:

Reason for not voting		
Q2 - Not Voting	#	%
1 If you don't have candidate you like well enough to vote	10	33%
2 If you don't think your vote makes a difference	4	13%
3 If it's too inconvenient to go to a polling place	3	10%
4 The lines are too long	3	10%
6 If you may not vote for some other reason not mentioned here	8	27%
7 Unsure why you may not vote	2	7%
Grand Total	30	100%

Party		
Q3 - Party	#	%
1 Mostly Democratic	241	47%
2 Leaning Democratic	42	8%
3 Completely Independent	46	9%
4 Leaning Republican	69	13%
5 Mostly Republican	110	21%
6 Other	7	1%
Grand Total	515	100%

What is the first thing that comes to mind when you think about Shreveport?		
Q4 - Shreveport	#	%
1 Good place to raise a family	241	47%
2 Safe community	27	5%
3 Variety in entertainment options	54	10%
4 Destination for tourists	16	3%
5 Quality education from Kindergarten through college	31	6%
6 Other	146	28%
Grand Total	515	100%

How do you feel about the hotel occupancy tax?		
Q5 - Hotel	#	%
1 Plan to support the measure	172	33%
2 Plan to oppose the measure	110	21%
3 Undecided	233	45%
Grand Total	515	100%



Survey Questions:

What is your primary reason for supporting the hotel occupancy tax?		
Q6 - Hotel Reason	#	%
1 Additional support for the Independence Bowl	23	13%
2 Attracting new sports activities like youth tournaments	9	5%
3 Increasing flight options from Shreveport Regional airport	50	29%
4 Some combination of all three	90	52%
Grand Total	172	100%

Who do you support for Mayor?		
Q7 - Mayor	#	%
1 Democrat Ollie Tyler	172	33%
2 Democrat Patrick Williams	65	13%
3 Independent Anna Arpino	18	3%
4 Democrat Sam Jenkins	20	4%
5 Independent Victoria Provenza	116	23%
6 Independent Melvin Slack, Jr	4	1%
7 Undecided	120	23%
Grand Total	515	100%

Who are you leaning toward to support for Mayor? (Undecided)		
Q8 - Mayor 2nd Choice	#	%
1 Democrat Ollie Tyler	17	14%
2 Democrat Patrick Williams	12	10%
3 Independent Anna Arpino	5	4%
4 Democrat Sam Jenkins	2	2%
5 Independent Victoria Provenza	6	5%
6 Independent Melvin Slack, Jr	2	2%
7 Undecided	76	63%
Grand Total	120	100%

If your first choice was not an option who would you support for Mayor?		
Q9 - Lean	#	%
1 Democrat Ollie Tyler	86	22%
2 Democrat Patrick Williams	85	22%
3 Independent Anna Arpino	32	8%
4 Democrat Sam Jenkins	20	5%
5 Independent Victoria Provenza	48	12%
6 Independent Melvin Slack, Jr	25	6%
7 Undecided	99	25%
Grand Total	395	100%



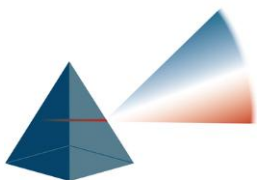
Survey Questions:

What is the most important issue facing the next mayor?		
Q10 - Issue	#	%
1 Roads and sidewalks	146	28%
2 Crime	102	20%
3 The recent fire and police department investigations	32	6%
4 City water infrastructure	87	17%
5 Public school system	89	17%
6 Other	59	11%
Grand Total	515	100%

Gender		
Q11 - Gender	#	%
1 Male	182	35%
2 Female	333	65%
Grand Total	515	100%

Race		
Q12 - Race	#	%
1 African American	207	40%
2 Caucasian or White	271	53%
3 Asian	4	1%
4 Hispanic	4	1%
5 Other	29	6%
Grand Total	515	100%

Age		
Q13 - Age Range	#	%
1 18 to 34	16	3%
2 35 to 45	43	8%
3 46 to 54	89	17%
4 55 to 64	139	27%
5 65 or older	228	44%
Grand Total	515	100%



Survey Questions:

What is the first thing that comes to mind when you think about Shreveport?

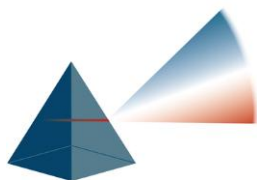
%	Q12 - Race					Grand Total
	1 African American	2 Caucasian or White	3 Asian	4 Hispanic	5 Other	
Q4 - Shreveport						
1 Good place to raise a family	56%	42%	25%	75%	21%	47%
2 Safe community	6%	5%	0%	0%	3%	5%
3 Variety in entertainment options	10%	11%	0%	0%	10%	10%
4 Destination for tourists	3%	3%	0%	0%	7%	3%
5 Quality education from Kindergarten through college	6%	6%	25%	0%	10%	6%
6 Other	19%	33%	50%	25%	48%	28%
Grand Total	100%	100%	100%	100%	100%	100%

How do you feel about the hotel occupancy tax?

%	Q12 - Race					Grand Total
	1 African American	2 Caucasian or White	3 Asian	4 Hispanic	5 Other	
Q5 - Hotel						
1 Plan to support the measure	30%	38%	0%	25%	24%	33%
2 Plan to oppose the measure	18%	25%	0%	0%	14%	21%
3 Undecided	52%	37%	100%	75%	62%	45%
Grand Total	100%	100%	100%	100%	100%	100%

What is your primary reason for supporting the hotel occupancy tax?

%	Q12 - Race				Grand Total
	1 African American	2 Caucasian or White	4 Hispanic	5 Other	
Q6 - Hotel Reason					
1 Additional support for the Independence Bowl	19%	10%	0%	14%	13%
2 Attracting new sports activities like youth tournaments	10%	3%	0%	0%	5%
3 Increasing flight options from Shreveport Regional airport	19%	33%	100%	43%	29%
4 Some combination of all three	52%	54%	0%	43%	52%
Grand Total	100%	100%	100%	100%	100%



Survey Questions:

Who do you support for Mayor?


%	Q12 - Race					Grand Total
	1 African American	2 Caucasian or White	3 Asian	4 Hispanic	5 Other	
Q7 - Mayor						
1 Democrat Ollie Tyler	50%	22%	0%	0%	28%	33%
2 Democrat Patrick Williams	20%	7%	0%	0%	10%	13%
3 Independent Anna Arpino	3%	4%	0%	0%	0%	3%
4 Democrat Sam Jenkins	5%	3%	0%	25%	7%	4%
5 Independent Victoria Provenza	2%	38%	50%	25%	14%	23%
6 Independent Melvin Slack, Jr	0%	1%	0%	0%	0%	1%
7 Undecided	19%	24%	50%	50%	41%	23%
Grand Total	100%	100%	100%	100%	100%	100%

Who are you leaning toward to support for Mayor? (Undecided)

%	Q12 - Race					Grand Total
	1 African American	2 Caucasian or White	3 Asian	4 Hispanic	5 Other	
Q8 - Mayor 2nd Choice						
1 Democrat Ollie Tyler	18%	14%	0%	0%	8%	14%
2 Democrat Patrick Williams	8%	11%	0%	0%	17%	10%
3 Independent Anna Arpino	3%	6%	0%	0%	0%	4%
4 Democrat Sam Jenkins	3%	2%	0%	0%	0%	2%
5 Independent Victoria Provenza	0%	8%	0%	0%	8%	5%
6 Independent Melvin Slack, Jr	3%	2%	0%	0%	0%	2%
7 Undecided	67%	58%	100%	100%	67%	63%
Grand Total	100%	100%	100%	100%	100%	100%

If your first choice was not an option who would you support for Mayor?

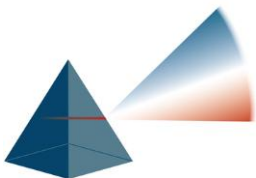
%	Q12 - Race					Grand Total
	1 African American	2 Caucasian or White	3 Asian	4 Hispanic	5 Other	
Q9 - Lean						
1 Democrat Ollie Tyler	24%	21%	0%	0%	12%	22%
2 Democrat Patrick Williams	30%	14%	0%	0%	35%	22%
3 Independent Anna Arpino	5%	11%	0%	0%	6%	8%
4 Democrat Sam Jenkins	9%	2%	0%	0%	0%	5%
5 Independent Victoria Provenza	5%	17%	0%	0%	24%	12%
6 Independent Melvin Slack, Jr	12%	2%	0%	0%	6%	6%
7 Undecided	15%	32%	100%	100%	18%	25%
Grand Total	100%	100%	100%	100%	100%	100%



Survey Questions:

What is the most important issue facing the next mayor?

Q10 - Issue	Q12 - Race					Grand Total
	1 African American	2 Caucasian or White	3 Asian	4 Hispanic	5 Other	
1 Roads and sidewalks	39%	22%	50%	50%	10%	28%
2 Crime	20%	20%	0%	25%	24%	20%
3 The recent fire and police department investigations	7%	6%	0%	0%	3%	6%
4 City water infrastructure	12%	22%	0%	0%	14%	17%
5 Public school system	14%	18%	25%	25%	28%	17%
6 Other	9%	12%	25%	0%	21%	11%
Grand Total	100%	100%	100%	100%	100%	100%

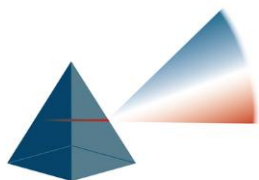


Survey Questions:

What is the first thing that comes to mind when you think about Shreveport?							
%	Q3 - Party						Grand Total
	1 Mostly Democratic	2 Leaning Democratic	3 Completely Independent	4 Leaning Republican	5 Mostly Republican	6 Other	
Q4 - Shreveport							
1 Good place to raise a family	54%	38%	33%	41%	47%	14%	47%
2 Safe community	5%	5%	2%	7%	5%	14%	5%
3 Variety in entertainment options	11%	21%	9%	10%	6%	0%	10%
4 Destination for tourists	3%	2%	7%	3%	3%	0%	3%
5 Quality education from Kindergarten through college	5%	7%	9%	6%	7%	0%	6%
6 Other	22%	26%	41%	33%	32%	71%	28%
Grand Total	100%	100%	100%	100%	100%	100%	100%

How do you feel about the hotel occupancy tax?							
%	Q3 - Party						Grand Total
	1 Mostly Democratic	2 Leaning Democratic	3 Completely Independent	4 Leaning Republican	5 Mostly Republican	6 Other	
Q5 - Hotel							
1 Plan to support the measure	32%	31%	35%	35%	37%	14%	33%
2 Plan to oppose the measure	19%	26%	24%	28%	20%	29%	21%
3 Undecided	49%	43%	41%	38%	43%	57%	45%
Grand Total	100%	100%	100%	100%	100%	100%	100%

What is your primary reason for supporting the hotel occupancy tax?							
%	Q3 - Party						Grand Total
	1 Mostly Democratic	2 Leaning Democratic	3 Completely Independent	4 Leaning Republican	5 Mostly Republican	6 Other	
Q6 - Hotel Reason							
1 Additional support for the Independence Bowl	16%	0%	6%	17%	15%	0%	13%
2 Attracting new sports activities like youth tournaments	8%	15%	0%	0%	2%	0%	5%
3 Increasing flight options from Shreveport Regional airport	25%	15%	38%	33%	37%	0%	29%
4 Some combination of all three	52%	69%	56%	50%	46%	100%	52%
Grand Total	100%	100%	100%	100%	100%	100%	100%

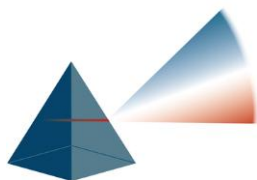


Survey Questions:

Who do you support for Mayor?							
%	Q3 - Party						Grand Total
	1 Mostly Democratic	2 Leaning Democratic	3 Completely Independent	4 Leaning Republican	5 Mostly Republican	6 Other	
Q7 - Mayor							
1 Democrat Ollie Tyler	50%	21%	28%	17%	15%	0%	33%
2 Democrat Patrick Williams	17%	12%	7%	9%	6%	29%	13%
3 Independent Anna Arpino	2%	2%	2%	9%	5%	0%	3%
4 Democrat Sam Jenkins	5%	5%	0%	3%	3%	0%	4%
5 Independent Victoria Provenza	4%	24%	35%	43%	45%	14%	23%
6 Independent Melvin Slack, Jr	0%	0%	0%	3%	1%	0%	1%
7 Undecided	20%	36%	28%	16%	25%	57%	23%
Grand Total	100%	100%	100%	100%	100%	100%	100%

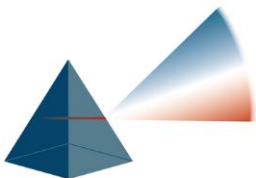
Who are you leaning toward to support for Mayor? (Undecided)							
%	Q3 - Party						Grand Total
	1 Mostly Democratic	2 Leaning Democratic	3 Completely Independent	4 Leaning Republican	5 Mostly Republican	6 Other	
Q8 - Mayor 2nd Choice							
1 Democrat Ollie Tyler	18%	13%	8%	9%	11%	25%	14%
2 Democrat Patrick Williams	18%	7%	0%	9%	4%	0%	10%
3 Independent Anna Arpino	6%	0%	8%	9%	0%	0%	4%
4 Democrat Sam Jenkins	2%	7%	0%	0%	0%	0%	2%
5 Independent Victoria Provenza	4%	0%	8%	0%	11%	0%	5%
6 Independent Melvin Slack, Jr	0%	0%	8%	9%	0%	0%	2%
7 Undecided	51%	73%	69%	64%	75%	75%	63%
Grand Total	100%	100%	100%	100%	100%	100%	100%

If your first choice was not an option who would you support for Mayor?							
%	Q3 - Party						Grand Total
	1 Mostly Democratic	2 Leaning Democratic	3 Completely Independent	4 Leaning Republican	5 Mostly Republican	6 Other	
Q9 - Lean							
1 Democrat Ollie Tyler	25%	26%	18%	10%	23%	0%	22%
2 Democrat Patrick Williams	32%	11%	6%	10%	13%	33%	22%
3 Independent Anna Arpino	4%	11%	21%	12%	9%	33%	8%
4 Democrat Sam Jenkins	8%	0%	6%	2%	1%	33%	5%
5 Independent Victoria Provenza	5%	22%	21%	21%	17%	0%	12%
6 Independent Melvin Slack, Jr	10%	4%	3%	5%	1%	0%	6%
7 Undecided	17%	26%	24%	40%	35%	0%	25%
Grand Total	100%	100%	100%	100%	100%	100%	100%



Survey Questions:

What is the most important issue facing the next mayor?							
%	Q3 - Party						
Q10 - Issue	1 Mostly Democratic	2 Leaning Democratic	3 Completely Independent	4 Leaning Republican	5 Mostly Republican	6 Other	Grand Total
1 Roads and sidewalks	38%	17%	15%	26%	18%	29%	28%
2 Crime	19%	17%	20%	19%	23%	29%	20%
3 The recent fire and police department investigations	5%	10%	9%	7%	5%	0%	6%
4 City water infrastructure	12%	29%	20%	17%	23%	14%	17%
5 Public school system	16%	21%	17%	22%	17%	0%	17%
6 Other	10%	7%	20%	9%	14%	29%	11%
Grand Total	100%	100%	100%	100%	100%	100%	100%

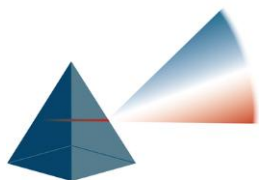


Survey Questions:

What is the first thing that comes to mind when you think about Shreveport?						
%	Q13 - Age Range					Grand Total
	1 18 to 34	2 35 to 45	3 46 to 54	4 55 to 64	5 65 or older	
Q4 - Shreveport						
1 Good place to raise a family	38%	44%	46%	50%	46%	47%
2 Safe community	0%	9%	2%	4%	7%	5%
3 Variety in entertainment options	19%	7%	6%	12%	11%	10%
4 Destination for tourists	0%	2%	1%	6%	3%	3%
5 Quality education from Kindergarten through college	13%	5%	7%	4%	7%	6%
6 Other	31%	33%	38%	24%	26%	28%
Grand Total	100%	100%	100%	100%	100%	100%

How do you feel about the hotel occupancy tax?						
%	Q13 - Age Range					Grand Total
	1 18 to 34	2 35 to 45	3 46 to 54	4 55 to 64	5 65 or older	
Q5 - Hotel						
1 Plan to support the measure	50%	26%	30%	38%	32%	33%
2 Plan to oppose the measure	25%	26%	20%	19%	22%	21%
3 Undecided	25%	49%	49%	42%	46%	45%
Grand Total	100%	100%	100%	100%	100%	100%

What is your primary reason for supporting the hotel occupancy tax?						
%	Q13 - Age Range					Grand Total
	1 18 to 34	2 35 to 45	3 46 to 54	4 55 to 64	5 65 or older	
Q6 - Hotel Reason						
1 Additional support for the Independence Bowl	25%	9%	30%	13%	7%	13%
2 Attracting new sports activities like youth tournaments	13%	0%	4%	6%	5%	5%
3 Increasing flight options from Shreveport Regional airport	0%	27%	30%	36%	27%	29%
4 Some combination of all three	63%	64%	37%	45%	60%	52%
Grand Total	100%	100%	100%	100%	100%	100%




Survey Questions:

Who do you support for Mayor?						
%	Q13 - Age Range					Grand Total
	1 18 to 34	2 35 to 45	3 46 to 54	4 55 to 64	5 65 or older	
Q7 - Mayor						
1 Democrat Ollie Tyler	50%	30%	37%	35%	31%	33%
2 Democrat Patrick Williams	6%	14%	10%	12%	14%	13%
3 Independent Anna Arpino	19%	2%	2%	2%	4%	3%
4 Democrat Sam Jenkins	6%	2%	4%	5%	3%	4%
5 Independent Victoria Provenza	6%	19%	22%	21%	25%	23%
6 Independent Melvin Slack, Jr	0%	0%	0%	1%	1%	1%
7 Undecided	13%	33%	24%	25%	21%	23%
Grand Total	100%	100%	100%	100%	100%	100%

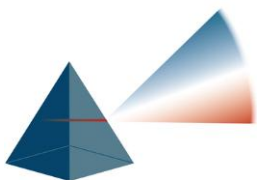
Who are you leaning toward to support for Mayor? (Undecided)						
%	Q13 - Age Range					Grand Total
	1 18 to 34	2 35 to 45	3 46 to 54	4 55 to 64	5 65 or older	
Q8 - Mayor 2nd Choice						
1 Democrat Ollie Tyler	0%	7%	10%	14%	19%	14%
2 Democrat Patrick Williams	0%	14%	14%	0%	15%	10%
3 Independent Anna Arpino	50%	0%	5%	6%	2%	4%
4 Democrat Sam Jenkins	0%	0%	0%	3%	2%	2%
5 Independent Victoria Provenza	0%	0%	0%	9%	6%	5%
6 Independent Melvin Slack, Jr	0%	7%	0%	3%	0%	2%
7 Undecided	50%	71%	71%	66%	56%	63%
Grand Total	100%	100%	100%	100%	100%	100%

If your first choice was not an option who would you support for Mayor?						
%	Q13 - Age Range					Grand Total
	1 18 to 34	2 35 to 45	3 46 to 54	4 55 to 64	5 65 or older	
Q9 - Lean						
1 Democrat Ollie Tyler	43%	17%	21%	18%	23%	22%
2 Democrat Patrick Williams	21%	28%	22%	25%	18%	22%
3 Independent Anna Arpino	7%	21%	6%	4%	9%	8%
4 Democrat Sam Jenkins	7%	10%	4%	7%	3%	5%
5 Independent Victoria Provenza	7%	7%	12%	13%	13%	12%
6 Independent Melvin Slack, Jr	0%	7%	7%	7%	6%	6%
7 Undecided	14%	10%	28%	27%	26%	25%
Grand Total	100%	100%	100%	100%	100%	100%




Survey Questions:

What is the most important issue facing the next mayor?						
%	Q13 - Age Range					Grand Total
	1 18 to 34	2 35 to 45	3 46 to 54	4 55 to 64	5 65 or older	
Q10 - Issue						
1 Roads and sidewalks	19%	35%	18%	32%	29%	28%
2 Crime	19%	19%	18%	20%	21%	20%
3 The recent fire and police department investigations	6%	7%	13%	6%	4%	6%
4 City water infrastructure	0%	19%	19%	15%	18%	17%
5 Public school system	38%	12%	17%	17%	18%	17%
6 Other	19%	9%	15%	10%	11%	11%
Grand Total	100%	100%	100%	100%	100%	100%



Survey Questions:

What is the first thing that comes to mind when you think about Shreveport?			
%	Q11 - Gender		Grand Total
Q4 - Shreveport	1 Male	2 Female	Grand Total
1 Good place to raise a family	41%	50%	47%
2 Safe community	6%	5%	5%
3 Variety in entertainment options	9%	11%	10%
4 Destination for tourists	3%	3%	3%
5 Quality education from Kindergarten through college	7%	6%	6%
6 Other	35%	25%	28%
Grand Total	100%	100%	100%
How do you feel about the hotel occupancy tax?			
%	Q11 - Gender		Grand Total
Q5 - Hotel	1 Male	2 Female	Grand Total
1 Plan to support the measure	47%	26%	33%
2 Plan to oppose the measure	24%	20%	21%
3 Undecided	29%	54%	45%
Grand Total	100%	100%	100%
What is your primary reason for supporting the hotel occupancy tax?			
%	Q11 - Gender		Grand Total
Q6 - Hotel Reason	1 Male	2 Female	Grand Total
1 Additional support for the Independence Bowl	17%	9%	13%
2 Attracting new sports activities like youth tournaments	3%	7%	5%
3 Increasing flight options from Shreveport Regional airport	24%	34%	29%
4 Some combination of all three	55%	50%	52%
Grand Total	100%	100%	100%
Who do you support for Mayor?			
%	Q11 - Gender		Grand Total
Q7 - Mayor	1 Male	2 Female	Grand Total
1 Democrat Ollie Tyler	29%	36%	33%
2 Democrat Patrick Williams	14%	12%	13%
3 Independent Anna Arpino	3%	4%	3%
4 Democrat Sam Jenkins	3%	4%	4%
5 Independent Victoria Provenza	29%	19%	23%
6 Independent Melvin Slack, Jr	1%	1%	1%
7 Undecided	20%	25%	23%
Grand Total	100%	100%	100%




Survey Questions:

Who are you leaning toward to support for Mayor? (Undecided)			
%	Q11 - Gender		
Q8 - Mayor 2nd Choice	1 Male	2 Female	Grand Total
1 Democrat Ollie Tyler	3%	19%	14%
2 Democrat Patrick Williams	11%	10%	10%
3 Independent Anna Arpino	3%	5%	4%
4 Democrat Sam Jenkins	3%	1%	2%
5 Independent Victoria Provenza	11%	2%	5%
6 Independent Melvin Slack, Jr	3%	1%	2%
7 Undecided	68%	61%	63%
Grand Total	100%	100%	100%

If your first choice was not an option who would you support for Mayor?			
%	Q11 - Gender		
Q9 - Lean	1 Male	2 Female	Grand Total
1 Democrat Ollie Tyler	21%	22%	22%
2 Democrat Patrick Williams	21%	22%	22%
3 Independent Anna Arpino	14%	5%	8%
4 Democrat Sam Jenkins	5%	5%	5%
5 Independent Victoria Provenza	12%	12%	12%
6 Independent Melvin Slack, Jr	4%	8%	6%
7 Undecided	23%	26%	25%
Grand Total	100%	100%	100%

What is the most important issue facing the next mayor?			
%	Q11 - Gender		
Q10 - Issue	1 Male	2 Female	Grand Total
1 Roads and sidewalks	31%	27%	28%
2 Crime	19%	20%	20%
3 The recent fire and police department investigations	5%	7%	6%
4 City water infrastructure	18%	16%	17%
5 Public school system	13%	20%	17%
6 Other	14%	10%	11%
Grand Total	100%	100%	100%



Survey Questions:

KTBSSLA01

[Intro] Hello, this is Blue Star Research, a national public opinion survey firm calling with a short survey about important issues in Shreveport. I'd like to ask you a few questions and get you to use your telephone keypad to respond.

Q1. Will you be voting in the November general election?

1. Press 1 for Yes
2. Press 2 for No GO TO Q2
3. Or Press 3 if you are Unsure

Q2 I understand. What is the primary reason you may not vote this November? Is it because you don't have candidate you like; you don't think your vote makes a difference; it's too inconvenient to make time to vote on Election Day; the lines are too long; you may not know where to vote; or some other reason not mentioned here.

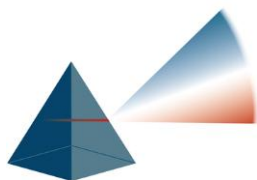
1. Press 1 If you don't have candidate you like well enough to vote [GO TO END CALL]
2. Press 2 If you don't think your vote makes a difference [GO TO END CALL]
3. Press 3 If it's too inconvenient to go to a polling place [GO TO END CALL]
4. Press 4 for The lines are too long [GO TO END CALL]
5. Press 5 If you may not know where to vote [GO TO END CALL]
6. Press 6 If you may not vote for some other reason not mentioned here [GO TO END CALL]
7. Or press 7 if you are unsure why you may not vote [GO TO END CALL]

Q3 In politics, would you describe yourself as Mostly Democratic, Leaning Democratic, Completely Independent, Leaning Republican, or Mostly Republican? Or do you identify as some other party not listed here?

1. Press 1 for Mostly Democratic
2. Press 2 for Leaning Democratic
3. Press 3 for Completely Independent
4. Press 4 for Leaning Republican
5. Press 5 for Mostly Republican
6. Press 6 for some other party not listed here

Q4. Thanks. When you think about Shreveport or talk about your home with others who are not from here, what is the first thing that comes to mind? Is it a good place to raise a family; a safe community; a variety in entertainment options; a destination for tourists; quality education from Kindergarten through college; or some other reason not mentioned here?

1. Press 1 for a good place to raise a family
2. Press 2 for a safe community
3. Press 3 for a variety in entertainment options
4. Press 4 for a destination for tourists
5. Press 5 for quality education from Kindergarten through college
6. Press 6 for some other reason not mentioned here.



Survey Questions:

Q5. This fall voters in Shreveport will be asked to vote on a measure to increase the hotel occupancy tax 2 percent; to be paid by hotel guests. The additional funding would provide an estimated additional 2 point 2 million dollars for the Shreveport-Bossier Sports Commission and Independence Bowl. If you had to decide today, would you support the measure; oppose the measure or are you unsure at this time.

- | | |
|---|----------|
| 1. Press 1 if you plan to support the measure | GO TO Q6 |
| 2. Press 2 if you plan to oppose the measure | GO TO Q7 |
| 3. Press 3 if you are undecided | GO TO Q7 |

Q6. What is your primary reason for supporting the hotel occupancy tax? Is it to provide additional support for the Independence Bowl; attract new sports activities like youth tournaments; increase flight options from Shreveport Regional airport; or is it some combination of all three.

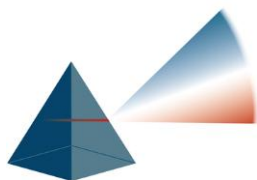
1. Press 1 for additional support for the Independence Bowl
2. Press 2 for attracting new sports activities like youth tournaments
3. Press 3 for increasing flight options from Shreveport Regional airport
4. Press 4 for some combination of all three

Q7. Thanks. This year, Shreveport will be electing a new mayor. The candidates for mayor are Democrat Ollie Tyler, Democrat Patrick Williams, Independent Anna Arpino, Democrat Sam Jenkins, Independent Victoria Provenza and Independent Melvin Slack, Jr. If the election for Shreveport mayor were held today, for whom would you vote?

- | | |
|--|----------|
| 1. Press 1 for Democrat Ollie Tyler | GO TO Q9 |
| 2. Press 2 for Democrat Patrick Williams | GO TO Q9 |
| 3. Press 3 for Independent Anna Arpino | GO TO Q9 |
| 4. Press 4 for Democrat Sam Jenkins | GO TO Q9 |
| 5. Press 5 for Independent Victoria Provenza | GO TO Q9 |
| 6. Press 6 for Independent Melvin Slack, Jr | GO TO Q9 |
| 7. Or press 7 if you are undecided | GO TO Q8 |

Q8. Which candidate are you leaning towards?

- | | |
|--|-----------|
| 1. Press 1 for Democrat Ollie Tyler | GO TO Q10 |
| 2. Press 2 for Democrat Patrick Williams | GO TO Q10 |
| 3. Press 3 for Independent Anna Arpino | GO TO Q10 |
| 4. Press 4 for Democrat Sam Jenkins | GO TO Q10 |
| 5. Press 5 for Independent Victoria Provenza | GO TO Q10 |
| 6. Press 6 for Independent Melvin Slack, Jr | GO TO Q10 |
| 7. Or press 7 if you are undecided | GO TO Q10 |



Survey Questions:

Q9. If you were to remove your first choice from the race, which candidate would be your second choice?

1. Press 1 for Democrat Ollie Tyler
2. Press 2 for Democrat Patrick Williams
3. Press 3 for Independent Anna Arpino
4. Press 4 for Democrat Sam Jenkins
5. Press 5 for Independent Victoria Provenza
6. Press 6 for Independent Melvin Slack, Jr
7. Or press 7 if you do not have a second choice

Q10. Thanks. In your opinion, what is the most important issue facing the issue facing the next mayor or Shreveport? Is it roads and sidewalks, crime, the recent fire and police department investigations, our city water infrastructure, the public school system; or some other issue not mentioned here.

1. Press 1 for roads and sidewalks
2. Press 2 for crime
3. Press 3 for the recent fire and police department investigations
4. Press 4 for our city water infrastructure
5. Press 5 for the public school system
6. Or press 6 for other issue not mentioned here.

Q11. For statistical purposes only, please tell us your gender.

1. Press 1 for Male
2. Press 2 for Female

Q12. Just to make sure we have a representative sample, please tell me if you consider yourself African American, Caucasian or White, Asian, Hispanic, or some ethnicity not mentioned here?

1. Press 1 for African American
2. Press 2 for Caucasian or White
3. Press 3 for Asian
4. Press 4 for Hispanic
5. Or Press 5 for an ethnicity not mentioned here

Q13. Please tell us your age range.

1. Press 1 if you are 18 to 34
2. Press 2 if you are 35 to 45
3. Press 3 if you are 46 to 54
4. Press 4 if you are 55 to 64
5. Press 5 if you are 65 or older

[END CALL]: This concludes the survey. Thank you for your participation. Goodbye.

